

User guide for TRP-AD-Plate

Before use

- Please remove all packaging and ensure the product has not been damaged in transit.
- Carefully read the instructions and warning texts before using the product
- Keep instructions for reference
- On each product you will find a label that shows the maximum permitted load.

Contents

- 2 x brackets (fig1), 2 x nuts and bolts for brackets (fig 1), plate (fig 2), plate fixings (fig 3), strap (fig 4), nut and bolt for strap (fig 4).

Fig.1



Fig. 2




Fig.3



Fig.4



To Assemble

1. Using an Allen key and a spanner, attach the brackets to the sides of the ramp using the fixings provided. (figs. 3,4 & 5)
2. Connect the plate to the brackets using the fixings provided with an Allen key and a spanner. Leave the fixings loose and place the ramp in to position to allow for any adjustments. (fig. 6)
3. Once set in the correct position, tighten the fixings on the plate securely. (fig. 7)
4. Fix the strap to the underside of the plate using the nut and bolt provided with an Allen key or a screw. (figs. 8 & 9)
5. The plate is now attached, and the ramp is ready for use. (fig. 10)

Fig. 3



Fig. 4




Fig. 5




Fig. 6



Fig. 7





Fig.8



Fig. 9



Fig.10





Maintenance

- If the product becomes damaged in any way it should not be used (contact supplier/manufacturer).
- The product may be wiped cleaned.

Warranty

The Ramp People warrants that the ramp/accessory is free from defects in material and workmanship.

This warranty shall remain in effect for 1 year from the date of original consumer purchase. Use other than the published/intended item will void the warranty.

The warranty does not cover failure of the unit during the warranty period if the failure is not caused by defect in material or workmanship or if the failure is caused by unreasonable use.

The Ramp People are not liable for incidental or consequential injury or damage to property.

Should it be necessary to return the ramp, it is essential it is adequately packed to protect it in transit, preferably in its original box; otherwise The Ramp People do not accept any responsibility for transit damage to the unit.

In some cases, the items will be supplied by 3rd party seller, please keep the original invoice. This does not affect your statutory rights.

The AD Plate is part of our range of products from The Ramp People. To view the full range please visit our website

www.theramppeople.co.uk

Or contact us via, post, email and/or telephone.

The Ramp People

Unit C3
Sandown Ind. Park Mill Road
Esher
Surrey
KT10 8BL

Tel: +(44) 1372 478960

Email: hello@theramppeople.co.uk

www.theramppeople.co.uk