




Splicing of modules with alternative placement of support legs (on the long side of the ramp module).




Assembly of toe plate MA960 and leg kit MB140.



Ground connection to EU-ramp.



Assemble three modules together with leg kit MB140, which has three options on the support legs (M10 screw) lengths.



Positioning of leg kit MB140 in combination with assembling of toe plate MA960.



Complete platform MP1x1 connected to EU-ramp.