

User guide for TRP-WJS85

Before use




- Please remove all packaging and ensure the product has not been damaged in transit.(fig. 1)
- Carefully read the instructions and warning texts before using the product
- Keep instructions for reference
- On each product you will find a label that shows the maximum permitted load.

Contents

- 1 x Support beam, 2 x legs, 2 x feet bars, 4 x adjustable feet, 4 x orange handwheels, 8 x M10 nuts, 4 x M8 nuts, 8 x M8x45mm bolts, 2 x 25mm bungs.

To Assemble

1. Attach the legs to the feet bars using nuts and bolts as shown (fig. 2)
2. Insert adjustable feet into feet bars and secure using M10 nuts (fig. 3)
3. Fix the support bar at the required height using the bolts and orange handwheels (figs. 4)
4. Push the two bungs into the top end of the legs (fig. 5)
5. Fine adjustment can be achieved with the adjustable feet. Tighten all fixings with spanners. Ensure support bar is set at height that leaves both ramps at the same gradient. (fig. 3)



To Deploy

To locate ramps, first place the bottom one down on top grip surface, then put the top one so it secures on support beam (fig.6) and rests firmly on the upper level.



Maintenance

- If the product becomes damaged in any way it should not be used (contact supplier/manufacturer).
- The product may be cleaned with normal cleaning products and left to dry before use.

Warranty

The Ramp People warrants that the ramp/accessory is free from defects in material and workmanship.

This warranty shall remain in effect for 1 year from the date of original consumer purchase. Use other than the published/intended item will void the warranty.

The warranty does not cover failure of the unit during the warranty period if the failure is not caused by defect in material or workmanship or if the failure is caused by unreasonable use.

The Ramp People are not liable for incidental or consequential injury or damage to property.

Should it be necessary to return the ramp, it is essential it is adequately packed to protect it in transit, preferably in its original box; otherwise The Ramp People does NOT accept any responsibility for transit damage to the unit.

In some cases, the items will be supplied by 3rd party seller, please keep the original invoice. This does not affect your statutory rights.

The Joining Support is part of our range of products from The Ramp People.

To view the full range please visit our website

www.theramppeople.co.uk

Or contact us via, post, email and/or telephone.

The Ramp People

Unit C3
Sandown Ind. Park
Mill Road
Esher
Surrey
KT10 8BL

Tel: +(44) 1372 478960

Email: hello@theramppeople.co.uk

www.theramppeople.co.uk